



**Ministry of Health and Family Welfare
Government of India**

**District Level Household and Facility Survey
Under Reproductive and Child Health Project (DLHS-3)**

District Fact Sheet

2007-2008



**Rajasthan
Barmer**



**International Institute for Population Sciences
(Deemed University)
Mumbai – 400088**

For further information, please contact:

Additional Director General (Stat.)
Ministry of Health and Family Welfare
Government of India
Nirman Bhavan
New Delhi - 110 011
Telephone: 011-23061334
Fax: 011-23061334
E-mail: adg-mohfw@nic.in

Chief Director (Stat.)
Ministry of Health and Family Welfare
Government of India
Nirman Bhavan
New Delhi - 110 011
Telephone: 011-23062699
Fax: 011-23062699
E-mail: cdstat@nic.in

Director/ Project Coordinator (DLHS -3)
International Institute for Population Sciences (IIPS)
Govandi Station Road, Deonar
Mumbai - 400 088
Telephone: 022- 2556 3254/5/6
Fax: 022- 2556 3257, 2555 5895
E-mail: rchpro@iips.net, director@iips.net
Website: <http://www.rchiips.org>

About DLHS - 3:

The District Level Household Survey (DLHS) was initiated in 1997 with a view to assess the utilization of services provided by government health care facilities and people's perception about the quality of services. The District Level Household Survey - 3 (DLHS -3) is the third in the series of district survey, preceded by DLHS-1 in 1998-99 and DLHS-2 in 2002-04. As in DLHS-3, the International Institute for Population Sciences (IIPS) was the nodal agency to conduct DLHS-1 and DLHS-2. DLHS-3, like other two earlier rounds, is designed to provide estimates on important indicators on maternal and child health, family planning and other reproductive health services. In addition, DLHS-3 provides information on important interventions of National Rural Health Mission (NRHM). Unlike other two rounds in which only currently married women age 15-44 years were interviewed, DLHS -3 interviewed ever-married women (age 15-49) and never married women (age 15-24).

The sample size among the districts in the country varies according to their performance in terms of Ante-Natal Care (ANC), institutional delivery, immunization, etc. and it was fixed based on information related to such indicators from DLHS-2. For low performing districts, 1500 Households (HHs), for medium performing districts, 1200 HHs and for good performing districts, 1000 HHs were fixed as sample size. In case of Barmer, sample size was 1200 households with 10% additional HHs to take care of non-response/refusal, etc.

The survey used two-stage stratified random sampling in rural and three-stage stratified sampling in urban areas of each district. The information from 2001 Census was used as sampling frame for selecting primary sampling units (PSUs). In rural areas, all the villages in the district were stratified into different strata based on population /HH size, percentage of SC/ ST population, female literacy (7+), etc. The required number of villages from each strata were selected with probability proportional to size (PPS). In selected primary sampling units (villages), household listing was done and required number of households were selected using systematic random sampling.

For larger villages (more than 300 HHs) segmentation was carried out. In case of 300 to 600 HHs, two segments of equal size were made and one was selected using PPS. For PSUs having more than 600 HHs, segments of 150 HHs were created depending on the size and then two segments were selected using PPS. In case of urban areas, number of wards were selected using PPS at first stage. In a selected ward, one enumeration block from 2001 census was selected again using PPS. Procedure for segmentation, household selection, etc., was same as in the case of rural PSUs.

The uniform bilingual questionnaires, both in English and in local language, were used in DLHS-3 viz., Household, Ever Married Women (age 15-49), Unmarried Women (age 15-24), Village and Health facility questionnaires.

In the household questionnaire, information on all members of the household and the socio-economic characteristics of the household, assets possessed, number of marriages to usual members of the household since January 2004 and deaths in the household since January 2004 etc. were collected. In case of female deaths, attempts were made to assess maternal death. The household questionnaire also collected information on respondent's knowledge (seen/read/heard) about messages related to various government health programmes being spread through media and other sources.

The ever married women's questionnaire consists of sections on women's characteristics, maternal care, immunization and child care, contraception and fertility preferences, reproductive health including knowledge about HIV/AIDS.

The unmarried women's questionnaire contained information on her characteristics, family life education and age at marriage, reproductive health-knowledge and awareness about contraception, HIV / AIDS, etc.

The village questionnaire contained information on availability of health, education and other facilities in the village and whether the health facilities are accessible throughout the year.

For the first time, population-linked facility survey has been conducted in DLHS-3. In a district, all Community Health Centres (CHCs) and District Hospital (DH) were covered. Further, all Sub-centres (SC) and Primary Health Centres (PHC) which were expected to serve the population of the selected PSU were also covered. There were separate questionnaires for SC, PHC, CHC and DH. They broadly include questions on infrastructure, human resources, supply of drugs & instruments, and performance.

Note:

DLHS -2 information is based on data collected from currently married women 15-44 years

DLHS -3 information is based on data collected from evermarried women 15-49 years

DLHS-2 : In totalpercentage is adjusted for indicators considering over sampling of urban PSUs in DLHS-2. This adjustment is done in those districts where percentage is less than 30.

DLHS-2 :Includes Tap (Inside Residency/Yard/Plot),Tap(Shared/Public),Hand pump/Bore well, Well-covered.

DLHS-3:Includes Pipe into Dwelling Piped to Yard/Plot, Public Tap/Stand pipe.

Unmet need for spacing

Unmet need for spacing includes the proportion of currently married women who are neither in menopause or had hysterectomy nor are currently pregnant and who want more children after two years or later and are currently not using any family planning method. The women who are not sure about whether and when to have next child are also included in unmet need for spacing.

Unmet need for limiting

Unmet need for limiting includes the proportion of currently married women who are neither in menopause or had hysterectomy nor are currently pregnant and do not want any more children but are currently not using any family planning method.

Unmet need

Unmet need refers to unmet for limiting and spacing.

It is adjusted according to DLHS-3 definition

Correct Knowledge of HIV/AIDS

The women who heard about HIV/AIDS and have correct knowledge about transmission of HIV/AIDS and knowledge of prevention from HIV/AIDS.

District Indicators, Barmer, (2001 Census).

Indicators	Census 2001
Population (in thousands)	1,964
Decadal Growth Rate (1991-01)	36.8
Sex Ratio *	896
Percent Urban population	7.4
Percent SC population	15.7
Percent ST population	6.0
Female Literacy Rate (7 years and above)	43.9
Male Literacy Rate (7 years and above)	73.6

Sample outcome, DLHS -3, 2007-08

Category	No. covered	Response Rate
Households	1,312	97.2
Ever Married Women (15-49 years)	1,306	95.2
Unmarried Women (15-24 years)	255	96.2
Sub Centres (SC)	36	100
Primary Health Centres (P H C)	31	100
Community Health Centres (C H C)	13	100
District Hospital (D H)	1	100

Population and Household Characteristics, 2007-08

Background Characteristics	DLHS - 3		DLHS - 2	
	Total	Rural	Total	Rural
Percent total literate Population (Age 7 +)	53.5	51.1	-	-
Percent literate Male Population (Age 7+)	67.7	65.7	-	-
Percent literate Female Population (Age 7+)	36.5	33.5	-	-
Percent girls (age 6-11) attending Schools	97.2	97.0	-	-
Percent boys (age 6-11) attending Schools	98.9	98.8	-	-
Have Electricity connection (%)	29.7	23.7	51.3	48.1
Have Access to toilet facility (%)	8.6	1.2	8.3	4.2
Use piped drinking water (%)	29.7	25.2	19.4	14.8
Use LPG for cooking (%)	6.3	0.6	5.7	2.9
Live in a pucca house (%)	14.5	8.7	14.1	10.2
Own a house (%)	99.1	99.1	-	-
Have a BPL card (%)	15.7	16.0	-	-
Own Agriculture Land (%)	80.9	86.5	-	-
Have a television (%)	12.8	6.7	26.4	22.8
Have a mobile phone (%)	30.7	26.6	-	-
Have a Motorized Vehicle (%)	12.0	8.4	22.9	22.1
Standard of Living Index				
Low (%)	83	89.7	66.3	70.1
Medium (%)	9.5	9.1	24.3	23.5
High (%)	7.5	1.2	9.3	6.4

* Number of Females per 1000 Males

Rajasthan	DLHS-3		District : Barmer	
Indicators	DLHS - 3			
Marriage and Fertility, (Jan 2004 to 2007-08)				
	Total	Rural	Total	Rural
Percentage of girl's marrying before completing 18 years	29.2	25.7	66.4	69.4
Percentage of Births of Order 3 and above	56.5	54.0	57.0	57.9
Sex Ratio at birth	108	106	-	-
Percentage of women age 20-24 reporting birth of order 2 & above.	61.2	62.1	-	-
Percentage of births to women during age 15-19 out of total births	6.2	6.4	-	-
Family planning (currently married women, age 15-49)				
Current Use :				
Any Method (%)	50.6	49.4	18.1	15.9
Any Modern method (%)	49.7	48.5	17.2	15.1
Female Sterilization (%)	30.9	30.4	13.0	11.7
Male Sterilization (%)	0.3	0.4	0.1	0.1
IUD (%)	4.1	3.7	0.9	0.6
Pill (%)	6.2	6.1	2.0	1.9
Condom (%)	8.2	7.8	1.2	0.8
Unmet Need for Family Planning:				
Total unmet need (%)	18.1	18.7	29.7	30.5
For spacing (%)	7.3	7.4	8.8	9.1
For limiting (%)	10.8	11.3	20.9	21.4
Maternal Health:				
Mothers registered in the first trimester when they were pregnant with last live birth/still birth (%)	26.1	25.7	-	-
Mothers who had at least 3 Ante-Natal Care visits during the last pregnancy (%)	19.7	18.8	37.7	36.8
Mothers who got at least one TT injection when they were pregnant with their last live birth / still birth (%)#	53.7	52.8	27.7	24.2
Institutional births (%)	21.3	19.6	9.2	6.7
Delivery at home assisted by a doctor/nurse /LHV/ANM(%)	11.8	11.7	23.0	21.6
Mothers who received post natal care within 48 hours of delivery of their last child (%)	22.7	21.4	-	-
Child Immunization and Vitamin A supplementation:				
Children (12-23 months) fully immunized (BCG, 3 doses each of DPT, and Polio and Measles) (%)	50.9	51.3	14.6	13.3
Children (12-23 months) who have received BCG (%)	81.7	81.6	44.7	37.5
Children (12-23 months) who have received 3 doses of Polio Vaccine (%)	57.5	57.2	25.1	23.3
Children (12-23 months) who have received 3 doses of DPT Vaccine (%)	55.8	55.4	24.6	22.3
Children (12-23 months) who have received Measles Vaccine (%)	62.7	62.4	21.0	19.2

Rajasthan	DLHS-3		District : Barmer	
Indicators	DLHS - 3		DLHS - 2	
	Total	Rural	Total	Rural
Child Immunization and Vitamin A supplementation: (Contd..)				
Children (9-35 months) who have received at least one dose of Vitamin A (%)	50.5	50.0	-	-
Children (above 21 months) who have received three doses of Vitamin A (%)	15.2	14.3	-	-
Treatment of childhood diseases (children under 3 years based on last two surviving children)				
Children with Diarrhoea in the last two weeks who received ORS (%)	36.8	34.2	34.8	36.2
Children with Diarrhoea in the last two weeks who were given treatment (%)	59.2	57.6	61.8	61.4
Children with acute respiratory infection/fever in the last two weeks who were given treatment (%)	54.2	54.2	-	-
Children had check-up within 24 hours after delivery (based on last live birth)(%)	24.2	22.9	-	-
Children had check-up within 10 days after delivery (based on last live birth) (%)	23.3	22.8	-	-
Child feeding practices (Children under 3 years)				
Children breastfed within one hour of birth (%)	32	32	-	-
Children (age 6 months above) exclusively breastfed (%)	16.1	15.8	-	-
Children (6-24 months) who received solid or semisolid food and still being breastfed (%)	91.6	91.5	-	-
Knowledge of HIV/AIDS and RTI/STI among Ever married Women (age 15-49)				
Women heard of HIV/AIDS (%)	48.7	45.3	10.9	8.2
Women who knew that consistent condom use can reduce the chances of getting HIV/AIDS (%)	37.2	32.2	12.9	11.3
Women having correct knowledge of HIV/ AIDS (%)	93.8	92.8	-	-
Women underwent test for detecting HIV/ AIDS (%)	1.4	0.9	-	-
Women heard of RTI/STI (%)	37	34.6	45.9	45.6
Knowledge of HIV/AIDS among Unmarried Women (age 15-24)				
Women heard of HIV/AIDS (%)	65.6	61.7	-	-
Women who knew that consistent condom use can reduce the chances of getting HIV/AIDS (%)	25.9	20.6	-	-
Women having correct knowledge of HIV/ AIDS (%)	95.7	94.7	-	-
Women underwent test for detecting HIV/ AIDS (%)	1.3	1.6	-	-
Women heard of RTI/STI (%)	30.3	25.1	-	-
Women facilitated/motivated by ASHA for				
Ante-Natal Care (%)	2.3	2.4	-	-
Delivery at Health Facility (%)	1.1	1.1	-	-
Use of Family Planning Methods (%)	2.0	1.8	-	-

Village	
Indicators	Number
Villages that have implemented Janani Suraksha Yojana (JSY)	45
Villages with Health & Sanitation Committee	2
Villages with Rogi Kalyan Samiti (RKS)	32
Villages where PRI aware of untied fund by Government	15
Health facility within village - ICDS (Anganwadi)	44
If health facility is not in the village, whether accessible to the nearest health facility throughout the year-ICDS (Anganwadi)	2
Health facility within village- Sub-Centre	23
If health facility is not in the village, whether accessible to the nearest health facility throughout the year-Sub-Centre	23
Health facility within village- PHC	4
If health facility is not in the village, whether accessible to the nearest health facility throughout the year-PHC	42
Health facility within village- Block PHC	2
If health facility is not in the village, whether accessible to the nearest health facility throughout the year-Block PHC	44
Health facility within village- Govt. Dispensary	2
If health facility is not in the village, whether accessible to the nearest health facility throughout the year-Govt. Dispensary	43
Health facility within village- Private Clinic	2
If health facility is not in the village, whether accessible to the nearest health facility throughout the year-Private Clinic	44
Health facility within village- AYUSH Health Facility	4
If health facility is not in the village, whether accessible to the nearest health facility throughout the year-AYUSH Health Facility	42

Facility Survey

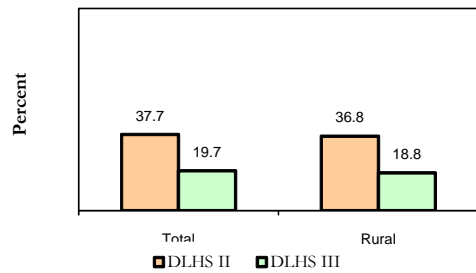
Community Health Centre (CHC) N = 13			
Indicators	Number	Indicators	Number
Infrastructure :		Performance	
CHC having Personal Computer	10	In-patients admission in last one month	1,114
CHC having Operation Theatre	12	Referred cases for serious ailments from CHC to higher centres during last one month	50
CHC having Labour Room	12	Deliveries performed in last one month	600
CHC having Blood Storage Facility	3	Blood transfusion done in last one month	6,030
CHC having large deep freezer	6	Sterilization conducted in last one month	406
CHC prepared a CHC plan for the current year	13		
CHC having water supply for 24 hours	9		
CHC having Ambulance on road.	2		

Rajasthan		DLHS-3		District : Barmer	
Facility Survey					
Community Health Centre (CHC) N = 11 (Contd..)					
Indicators		Number	Indicators		Number
Human Resource :			Supply :		
CHC having General Surgeon	8	CHC with 24 hours normal delivery services.	13		
CHC having Obstetrician/ Gynecologist	3	CHC with 24 hours New born care	9		
M.O. received training of Non-Scalpel Vasectomy (NSV) during last five years.	3	CHC recognized as Integrated Counseling and Testing Centre (ICTC).	3		
M.O. received training for Prevention, Care and Support for HIV/AIDS during last five years.	12				
M.O. received training of basic Emergency Obstetric Care during last five years.	5				
M.O. received training of Integrated Management of Neonatal and Childhood illness during last five years.	4				
Primary Health Centre (PHC) N= 31					
Infrastructure :			Performance :		
PHC having Residential Quarter for Medical Officer	17	Hemoglobin tests ((TLC/DLC) conducted during last one month	107		
PHC having separate Labour Room	25	Blood smear examinations for malaria parasite conducted during last one month	4,176		
PHC having Personal Computer	0	In-patient admissions during last one month	224		
PHC having Normal Delivery Kit	31	Referral cases for serious ailments from PHC to higher centres during last one month	23		
PHC having Large Deep Freezer	8	Deliveries performed during last one month	200		
PHC having regular water supply	15	Beneficiaries of JSY during last one month	165		
PHC having Neonatal Warmer (Incubator)	0	Women provided with post-natal care services during last one month	203		
PHC having Operation Theater with Boyles Apparatus	2	New born care provided during last one month	203		
PHC having Operation Theater with anaesthetic medicine	1	Infants and children immunized during last one month	2,269		
		Condoms distributed during last one month	2,370		
		PHC prepared the PHC plan for current year	30		

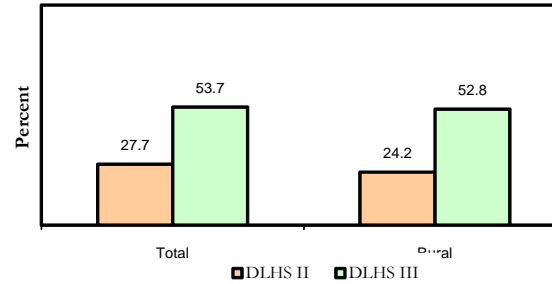
Rajasthan		DLHS-3		District : Barmer	
Facility Survey					
Primary Health Centre (PHC) N = 31 (Contd..)					
Indicators		Number	Indicators		Number
Human Resource :			Supply :		
PHC having Lady Medical Officer (LMO)		0	PHC that received the untied fund in previous financial year.		29
PHC having Laboratory Technician		24			
PHC organized any training programme in their PHC during last year.		31			
PHC having at least one MO ,who received Integrated Skill Development Training for 12 days during last five years.		12			
PHC having at least one MO, who received IMNCI training during last five years.		3			
Sub Centre (SC) N = 36					
Infrastructure :			Performance :		
Sub Centre located in government building		30	Number of Infants and children immunized		1,115
Sub Centre having communication facility		0			
Sub Centre having separate labour room		6			
ANM staying in Sub Centre village		7			
Sub Centre having staff quarter for ANM		26			
Sub Centre having regular water supply		14			
Human Resource :			Supply :		
Sub Centre where Male Health Worker in position		0	Sub-Centre having auto-disposable syringes		33
ANM had Integrated Skill Development Training in last 5 years		20	Sub-Centre reporting IFA tablets out of stock for more than 10 days during last one month		1
ANM ever been trained in Integrated Skill Development Training		20	Sub-Centre reporting Vitamin A out of stock for more than 10 days during last one month		4
ANM trained in integrated management of neonatal and childhood illnesses (IMNCI) in last 5 years		5	Sub-Centre reporting ORS packets out of stock for more than 10 days during last one month		2
ANM ever been trained in integrated management of neonatal and childhood illnesses (IMNCI)		5	Sub-Centre that received untied fund in previous financial year		33
ANM who attended Skilled Birth Attendant (SBA) training		3			

Performance at a Glance

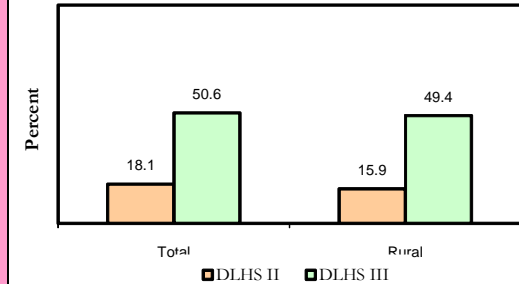
Women had Minimum of Three ante-natal Check-up by Residence



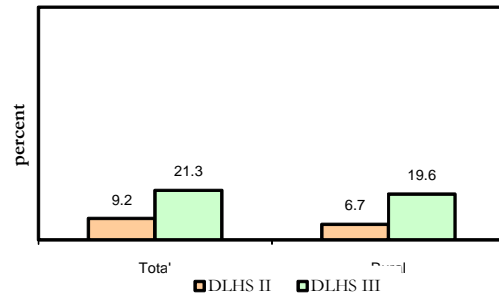
Women Received Atleast One TT Injection by Residence



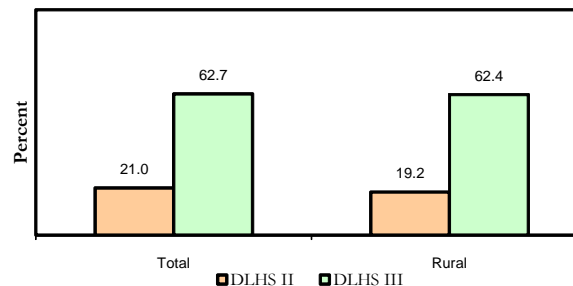
Contraceptive Use(Any Method) by Residence



Institutional Deliveries by Residence



Percent of Children(Age12-23 Months) Received Measles Vaccine by Residence



Total Unmet Need for Family Planning by Residence

